



# *2 Position Dura-Mag™ Magnetic Stirrer*

**CLS-4100-02**



## **OPERATIONS MANUAL**

3800 North Mill Road • Vineland, NJ 08360 • USA Tel: 1-800-843-1794 •  
Fax: 1-800-922-4361 • Web: [www.cglifesciences.com](http://www.cglifesciences.com)

REV: B

## FEATURES

1. Trouble free brushless motor
2. Integrated power supply for 100 to 240VAC service.
3. Heavy duty magnets and drive system.
4. Stainless steel top with easy alignment marks.
5. Non-slip trouble free toothed belt design for long life.
6. Speed range from 25 to 400 rpm's.
7. Illuminated LCD display.
8. Optional output for remote communication available.
9. Optional motion alarm available

## GENERAL USE

The Chemglass Life Science's five position magnetic stirrer is a rugged design for 24/7 laboratory or production applications. It is ideal for CO2 incubators with a maximum capacity of 2 8000ml spinner vessels.

## SPECIFICATIONS

Supply Voltage - 120VAC to 240VAC +/-10%, 50-60 Hz

Dimensions H x W x D - (inches 3 3/8 x 11x 20), (centimeters - 8.5 x 27.9 x 50.8)


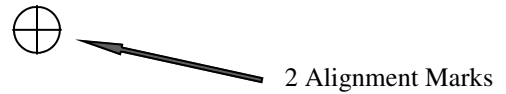
Ambient Temperature - 0 to 40°C, 32 to 104°F

Speed range from 25 to 400 rpm's. [ +/- 1% or 1 RPM, whichever is greater]

## SET-UP

(See Figure 1)

1. Connect the detachable power cord to the AC/DC converter (DC power supply) and connect to “INPUT 24Vdc” receptacle in rear of unit and then plug power cord into a suitable electrical outlet.
2. Place one or more spinner vessels atop of unit over magnet alignment marks.



## OPERATION

To operate, turn the main power switch to the “ON” position. Turn the speed control knob to set the desired rpm value. The units are designed to operate within a range of 25-400 rpm. Adjust the speed by turning the speed control knob, CW to increase speed, CCW to decrease it. The unit will ramp up (or down) to your selected speed. Turn the “LOCK” ring clockwise about an eighth of a turn to prevent any inadvertent changes to the set speed. Turn the “LOCK” ring counterclockwise to unlock the speed control knob.



Figure 2—Front Panel



#### **Warranty**

Chemglass, Inc. guarantees this unit against defects in material and workmanship for a period of two years from the date of purchase. If the unit should malfunction, it must be returned for evaluation. If the unit is determined to have a defect in materials or workmanship, then it will be repaired or replaced at no charge. Tampering with the unit or damage resulting from excessive current, heat, moisture, vibration, corrosive materials, or misuse will void this warranty. Programming changes or reconfigurations are not covered under warranty.

To return this item, within or beyond the warranty period, advise the Chemglass Electronic department of the issue and they will provide you with a return authorization number. The unit will be evaluated and repaired as required in accordance to the warranty. If it is beyond the warranty period or not covered under warranty, a repair quote will be issued to user.

**Please contact the Chemglass Electronics department with warranty repair information.**

**Chemglass Electronics department:**

**Tel: 1-800-843-1794**

**Fax: 1-800-922-4361**

**Email: [electronics@chemglass.com](mailto:electronics@chemglass.com)**



# **5 Position Compact Dura-Mag™ Magnetic Stirrer**

**CLS-4100-04**



## **OPERATIONS MANUAL**

3800 North Mill Road • Vineland, NJ 08360 • USA  
Tel: 1-800-843-1794 • Fax: 1-800-922-4361  
Web: [www.cglifesciences.com](http://www.cglifesciences.com)

REV: B

## FEATURES

1. Trouble free brushless motor
2. Integrated power supply for 100 to 240VAC service.
3. Heavy duty magnets and drive system.
4. Stainless steel top with easy alignment marks.
5. Non-slip trouble free toothed belt design for long life.
6. Speed range from 25 to 400 rpm's.
7. Illuminated LCD display.
8. Optional output for remote communication available.
9. Optional motion alarm available

## GENERAL USE

The Chemglass Life Science's Compact five position magnetic stirrer is a rugged design for 24/7 laboratory or production applications. It is ideal for CO2 incubators with a maximum capacity of 5 100ml or 4 1L spinner vessels.

## SPECIFICATIONS

Supply Voltage - 120VAC to 240VAC +/-10%, 50-60 Hz

Dimensions H x W x D - (inches 3¼ x 14½x 14½), (centimeters - 8.3 x 36.8 x 36.8)


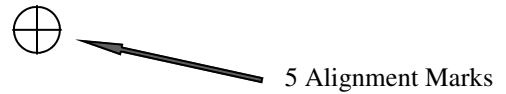
Ambient Temperature - 0 to 40°C, 32 to 104°F

Speed range from 25 to 400 rpm's. [ +/- 1% or 1 RPM, whichever is greater]

## SET-UP

(See Figure 1)

1. Connect the detachable power cord to the AC/DC converter (DC power supply) and connect to “INPUT 24Vdc” receptacle in rear of unit and then plug power cord into a suitable electrical outlet.
2. Place one or more spinner vessels atop of unit over magnet marks



## OPERATION

To operate, turn the main power switch to the “ON” position. Turn the speed control knob to set the desired rpm value. The units are designed to operate within a range of 25-400 rpm. Adjust the speed by turning the speed control knob, CW to increase speed, CCW to decrease it. The unit will ramp up (or down) to your selected speed. Turn the “LOCK” ring clockwise about an eighth of a turn to prevent any inadvertent changes to the set speed. Turn the “LOCK” ring counterclockwise to unlock the speed control knob.




Figure 2—Front Panel



#### **Warranty**

Chemglass, Inc. guarantees this unit against defects in material and workmanship for a period of two years from the date of sale. If the unit should malfunction, it must be returned for evaluation. If the unit is determined to have a defect in materials or workmanship, then it will be repaired or replaced at no charge. Tampering with the unit or damage resulting from excessive current, heat, moisture, vibration, corrosive materials, or misuse will void this warranty. Programming changes or reconfigurations are not covered under warranty.

To return this item, within or beyond the warranty period, advise the Chemglass Electronic department of the issue and they will provide you with a return authorization number. The unit will be evaluated and repaired as required in accordance to the warranty. If it is beyond the warranty period or not covered under warranty, a repair quote will be issued to user.

**Please contact the Chemglass Electronics department with warranty repair information.**

**Chemglass Electronics department:**

**Tel: 1-800-843-1794**

**Fax: 1-800-922-4361**

**Email: [electronics@chemglass.com](mailto:electronics@chemglass.com)**



# ***9 Position Dura-Mag™ Magnetic Stirrer***

***CLS-4100-09***



## **OPERATIONS MANUAL**

3800 North Mill Road • Vineland, NJ 08360 • USA  
Tel: 1-800-843-1794 • Fax: 1-800-922-4361  
Web: [www.cglifesciences.com](http://www.cglifesciences.com)

REV: B

## FEATURES

1. Trouble free brushless motor
2. Integrated power supply for 100 to 240VAC service.
3. Heavy duty magnets and drive system.
4. Stainless steel top with easy alignment marks.
5. Non-slip trouble free toothed belt design for long life.
6. Speed range from 25 to 400 rpm's.
7. Illuminated LCD display.
8. Optional output for remote communication available.
9. Optional motion alarm available

## GENERAL USE

The Chemglass Life Science's nine position magnetic stirrer is a rugged design for 24/7 laboratory or production applications. It is ideal for CO2 incubators with a maximum capacity of nine 500ml spinner vessels.

## SPECIFICATIONS

Supply Voltage - 120VAC to 240VAC +/-10%, 50-60 Hz

Dimensions H x W x D - (inches 3 $\frac{1}{4}$  x 16 $\frac{3}{4}$  x 17 $\frac{3}{4}$ ), (centimeters - 8.3 x 42.5 x 45)


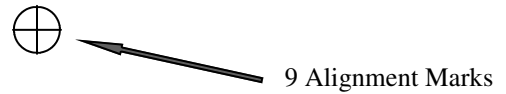
Ambient Temperature - 0 to 40°C, 32 to 104°F

Speed range from 25 to 400 rpm's. [ +/- 1% or 1 RPM, whichever is greater]

## SET-UP

(See Figure 1)

1. Connect the detachable power cord to the AC/DC converter (DC power supply) and connect to “INPUT 24Vdc” receptacle in rear of unit and then plug power cord into a suitable electrical outlet.
2. Place one or more spinner vessels atop of unit over magnet alignment marks.



## OPERATION

To operate, turn the main power switch to the “ON” position. Turn the speed control knob to set the desired rpm value. The units are designed to operate within a range of 25-400 rpm. Adjust the speed by turning the speed control knob, CW to increase speed, CCW to decrease it. The unit will ramp up (or down) to your selected speed. Turn the “LOCK” ring clockwise about an eighth of a turn to prevent any inadvertent changes to the set speed. Turn the “LOCK” ring counterclockwise to unlock the speed control knob.

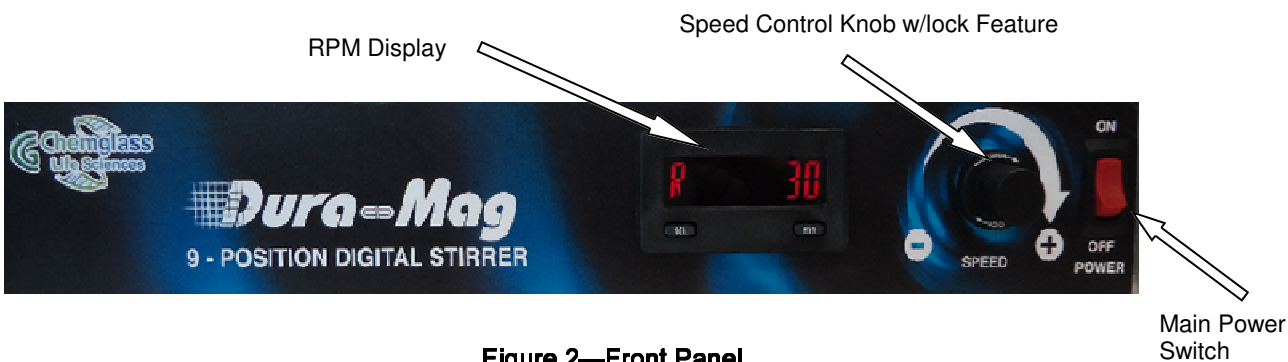


Figure 2—Front Panel



#### **Warranty**

Chemglass, Inc. guarantees this unit against defects in material and workmanship for a period of two years from the date of sale. If the unit should malfunction, it must be returned for evaluation. If the unit is determined to have a defect in materials or workmanship, then it will be repaired or replaced at no charge. Tampering with the unit or damage resulting from excessive current, heat, moisture, vibration, corrosive materials, or misuse will void this warranty. Programming changes or reconfigurations are not covered under warranty.

To return this item, within or beyond the warranty period, advise the Chemglass Electronic department of the issue and they will provide you with a return authorization number. The unit will be evaluated and repaired as required in accordance to the warranty. If it is beyond the warranty period or not covered under warranty, a repair quote will be issued to user.

**Please contact the Chemglass Electronics department with warranty repair information.**

**Chemglass Electronics department:**

**Tel: 1-800-843-1794 ext. 2124**

**Fax: 1-800-922-4361**

**Email: [electronics@chemglass.com](mailto:electronics@chemglass.com)**